










**B.I.S. Upper Primary School Supply List
2019-2020 School Year**




Below, you will find the supply list for all students. Many of the items are standard to all classrooms. We ask that these supplies be gathered as soon as possible, **but no later than 09/09/2019**.

We've had a few families inquiring about "going green" and finding items that use less plastic. We happily encourage families to do this, and we will continue to do our part in educating students about sustainability and conservation!

All curriculum materials (e.g. textbooks and such) will be purchased by Bogaerts International School and distributed to students by staff. You can see a full list of our utilized resources in the curriculum handbook.

For All Years	
<p>Stay-At-School Rain Kit</p> <ul style="list-style-type: none"> *Water-proof rain jacket with hood *Rain boots *Water-proof pants that fit over normal pants <p><i>Students will not be allowed out to recreation in the rain or snow without this entire kit!</i></p>	
<p>Reusable water bottle</p>	
<p>Stay-At-School shoes/slippers with plastic sole (must be able to transition outdoors quickly for emergencies)</p> <p><i>Important: students may never wear just socks in the school for safety reasons</i></p>	
<p>Standard Size Backpack</p> <p><i>If possible, due to storage, we ask that students not bring large, rolling backpacks to school. It won't be needed.</i></p>	
<p>"A3" size art portfolio (to store student artwork)</p>	
<p>Handheld technology</p> <p><i>Please see section below for year level requirements</i></p>	

<p>TWO Thick 2-ring “binders”</p> <p><i>*Dividers are very helpful! (see image)</i></p>	
<p>Book Box with Lid for Daily 5</p> <p><i>Boxes can be purchased at stores like Ikea or Action. The optimal size is 39 x 28 x 14 cm (11 L). Ikea brand is called “Samla.”</i></p>	
<p>Three Document Folders</p>	
<p>“A4” Lined Paper Notebooks (large)</p> <p>*Year 1, 2, 3: two notebooks</p> <p>*Year 4 and 5: three notebooks</p>	
<p>Four “A5” Lined Paper Notebooks (small)</p>	
<p>Grid Paper Notebooks</p> <p>*Year 1, 2, 3: one notebook, A5 size (small)</p> <p>*Year 4 & 5: two notebooks, A4 size (large)</p>	
<p>Pencil Case, containing:</p> <ul style="list-style-type: none"> *Two standard pencils *One eraser/gum/rubber *One pencil sharpener *Two ink pens, blue or black only *One ink pen, red only *One highlighter, any color *One pair of age-appropriate scissors *Two glue sticks <p><i>Optional but recommended: a small set of colored pencils and fine-tip ink markers</i></p>	
<p>One Set of Paint Brushes, Labeled</p>	
<p>One Package of “Construction Paper”</p> <p><i>You can find this at Colruyt at a very reasonable price.</i></p>	
<p>One Ruler – 30cm</p>	

<p>*Year 4/5 only: one geometry “kit” (contains a set square, a compass, and a protractor – can be found at Carrefour Hypermarket, Colruyt, etc.)</p> <p>*Year 4/5 only: simple 10-digit calculator</p>	
<p>Three Boxes of Facial Tissue (to share)</p>	
<p>One “A4” sized Clipboard</p>	
<p>One Art Smock or Old, Large Long-Sleeve Shirt (for art lessons)</p>	
<p>One “Transport” Accordion Folder</p>	

For Years 1, 2, & 3 (Handheld Technology)

- i-Pad, i-Pad mini, or other touch screen tablet**
 - We recommend that all equipment be labelled and covered properly. Teachers will help students to be responsible and manage this equipment throughout the school day. Should you need help with vendors or refurbished tablets, please speak with the head of primary for more details!

For Years 4 & 5 (Computer Technology)

- Laptop or notebook PC (preferred) – *Chromebooks are not compatible with some of our materials*
- OR**
- Tablet with full Bluetooth keyboard
(If you are joining us from Year 3, you probably already have an iPad or other tablet! This technology is still suitable, for the most part, for this class – but, in order to succeed with our typing instruction and our research learning, you must have a detachable keyboard for your iPad.)